

## LiM-420

### Current Output LVDT/RVDT OEM Signal Transmitter

#### SPECIFICATIONS

- Low cost OEM 4-20mA (3-wire) transmitter
- Very compact, open PC board design
- DIP switch selectable coarse gain
- Zero and span adjustment potentiometers
- 18 to 30VDC supply voltage
- -25° to +85°C operating temperature range
- Card-edge or barrier strip connections
- Works with very low input impedance LVDTs and RVDTs

#### FEATURES

- Low cost/high performance
- Wide operating temperature range
- Six selectable gain ranges
- 20-turn zero & gain adjustment potentiometers
- Threaded standoffs for panel/box mounting

#### APPLICATIONS

- Valve position feedback
- Roller gap sensing
- Paper head box position
- Coater knife gap
- Materials testing machines

The **LiM-420** is an LVDT/RVDT signal conditioning transmitter specifically designed for the OEM marketplace. Operating on an 18 to 30VDC unipolar supply voltage, the LiM-420 delivers a low noise 4 to 20mA output signal. Compatible with many 5 and 6 electrical connection LVDT and RVDT transducers (see specifications), this compact transmitter provides excellent performance on a budget. A generous excitation drive current of 20mA, allowing operation with transducer input impedances as low as 175 Ohms.

The LiM-420 is designed for easy installation, plugged into a backplane-type connector, or with individual wires connected to the screw terminal barrier strip. Measuring less than 2.5x2.5 inches, the LiM-420 may be mounted or stacked using the permanently attached threaded standoffs, or card-edge guides. All six selectable gain ranges are easily accessed via DIP switches and two multi-turn potentiometers allow for fine zero and gain adjustments.

**PERFORMANCE SPECIFICATIONS**

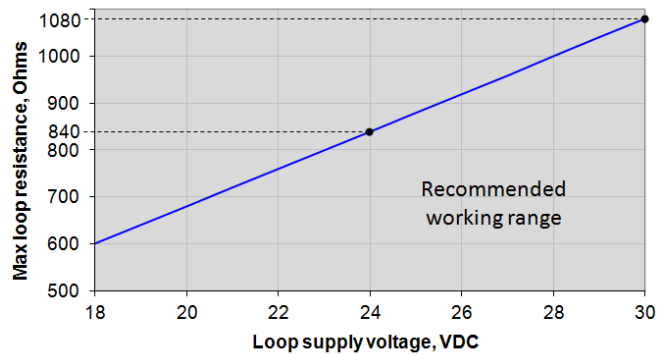
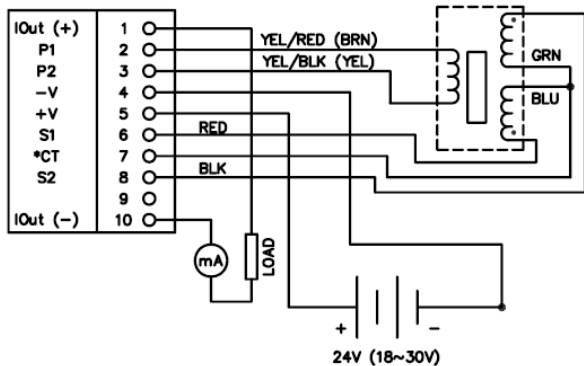
ELECTRICAL SPECIFICATIONS	
Supply voltage	18 to 30VDC (unipolar)
Supply current	50mA maximum
Output range	4 to 20mA
Temperature coefficient of output	±0.02% of FSO per °F [±0.036% of FSO per °C] over operating temperature range
Maximum loop resistance	500Ω (with 24VDC supply)
Output noise and ripple	25µA RMS maximum
Frequency response	50Hz @ -3 dB
Non-linearity	±0.05% of FSO
Stability	±0.05% of FSO maximum (after 30 minute warm-up)
Zero adjustment range	±2.5mA
Transducer excitation	
Voltage	3.5 VRMS ±10%, sine wave
Current	20mA RMS maximum
Frequency	2.5kHz
Transducer requirements	
Transducer type	LVDT or RVDT with 5 or 6 electrical connections
LVDT/RVDT input impedance	175Ω minimum
LVDT/RVDT output range	0.1 to 5.6 VRMS for 20mA full scale output
ENVIRONMENTAL AND MECHANICAL SPECIFICATIONS	
Operating temperature range	-13°F to +185°F [-25°C to 85°C]
Storage temperature range	-40°F to +257°F [-40°C to 125°C]
Gain adjustment	6 DIP switch selectable ranges; 20-turn fine adjustment potentiometer
Zero adjustment	20-turn fine adjustment potentiometer
Electrical connections	PC board edge (to backplane-type connector) or barrier terminal strip (accepts AWG 14 to 30 wire sizes)
Mounting	Use the attached threaded standoffs or card-edge guides

Notes:

All values are nominal unless otherwise noted

FSO (Full Scale Output) is the largest absolute value of the outputs measured at the range ends

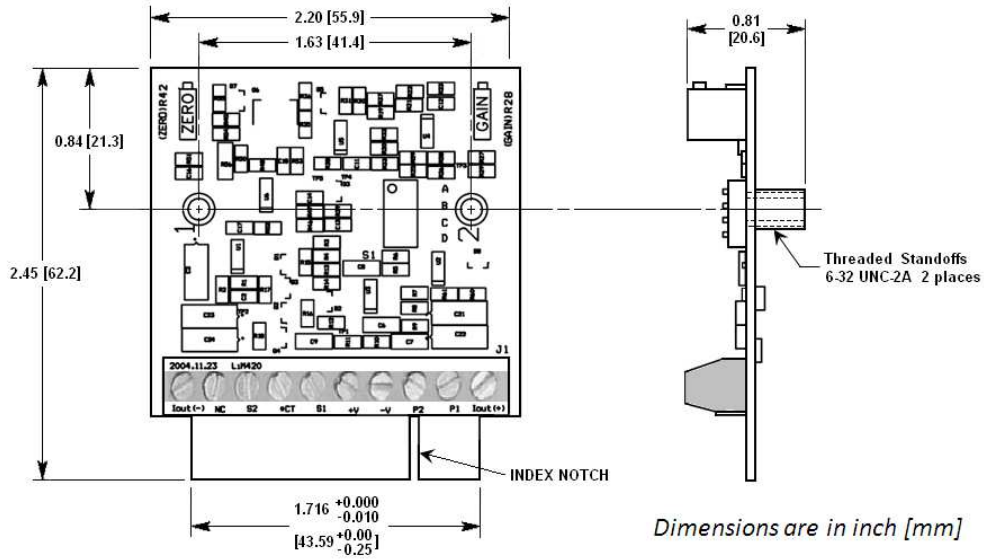
**WIRING SCHEMATIC & LOOP RESISTANCE (LOAD)**



# LiM-420

Current Output, LVDT/RVDT OEM Signal Transmitter

## DIMENSIONS



## ORDERING INFORMATION

Description	Model/Comments	Part Number
LVDT/RVDT 4-20mA Output, OEM Transmitter Module	LiM-420	72290000-000
Mating Connector <i>(sold separately)</i>	CINCH 5010A-20 PCB EDGE 1	62105012-000
Cable to connect HCA/HCI/GCA/R36AS to LiM4-20 (1)	PTO6A-10-6S to Stripped & Tinned	04290417-000
Extension cable to connect LBB (option -001) to LiM4-20 (1)	PTO6A-10-6S to Stripped & Tinned	04290582-000

(1) All cables are shielded, 10 foot long, and rated 80°C [176°F]. Consult factory for other lengths.